



# Cerbo GX


Cerbo GX  
Introduction Video



## Panels and System Monitoring

This all-new communication-centre allows you to always have perfect control over your system from wherever you are and maximises its performance. Simply connect through our Victron Remote Management (VRM) portal, or access directly, using the separate GX Touch, a MFD or our VictronConnect App thanks to its added Bluetooth capability. This latest addition to the GX-range combines all the best of connectivity, redefining smart power solutions in every way.

[Watch the new video](#) that explains all there is to know about installing the new Cerbo GX & GX Touch 50.



## Perfect Monitoring & Control

Instantly monitor the battery state of charge, power consumption, power harvest from PV, generator, and mains, or check tank levels and temperature measurements. Easily control the shore power input current limit, (auto)start/stop generator(s) or change any setting to optimise the system. Follow up on alerts, perform diagnostic checks and resolve challenges remotely. The Cerbo GX turns any power challenge into an effortless experience.

## Maximise your System Performance

The Cerbo GX maximises the performance of your systems components in real-time and keeps them in perfect tune. With its Dual Core Processor and the addition of an extra CAN-bus port you can now support even bigger systems; closely follow managed (lithium) batteries while the second port can support up to 25 simultaneously connected VE.Can solar chargers. The new NMEA 2000-out support has the GX easily integrated into any boats network. Four tank- and four temperature ports as well as 3 VE.Direct ports, 3 USB ports, 4 digital inputs and 2 relays allow you to expand control to a new level. Maximising systems performance was never this easy.




## Expand your view

The new (optional) GX Touch display allows you to have an instant overview of your system and adjust settings in the blink of an eye. Its super slim 5 or 7 inch waterproof design, top-mountable setup and its simple installation bring a lot of flexibility when creating a crisp and clean dashboard.



## Simple mounting and configuration

The Cerbo GX is now optimised to more than meet the standards of installer professionals. The device is easily mountable on a DIN-Rail (with DIN35 adapter small, not included) and its separate touchscreen can now be bolted on top of a dashboard, eliminating the need to create perfect cut-outs (like with the Color Control GX) and is connected through just one cable, taking away the hassle of having to bring many wires to a dashboard. Its new Bluetooth feature enables a quick connection and configuration via our VictronConnect app.





## Outsmart any power challenge

The Cerbo GX serves endless purposes, extending perfect control to the most diverse applications. For solutions including generators, such as Marine, or Off-grid & Backup, it will auto-start/stop your generator, or delays ignition until the end of 'quiet' periods. For Energy Storage Systems it keeps backup batteries at 100%, kicks-in during power-cuts and diverts excess (solar) power to self-consumption, saving you money. For RV and Emergency vehicles it keeps vital systems function flawlessly. But that's just to name a few...







## Experience the power of VRM

See remote monitoring in action, experience VRM in thousands of real-life installations worldwide or log in to get started.



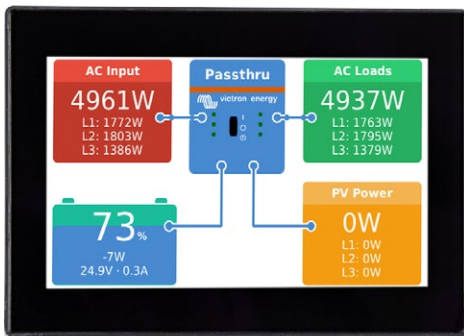
**Cerbo GX**



**Accessories included with the Cerbo GX**

## Optional Accessories


### GX Touch (Optional Display for Cerbo GX)



### GX Touch Adapter for CCGX Cut-Out



### Accessories included with the GX Touch



This adapter is designed to easily replace the CCGX display with the newer GX Touch 50 or the GX Touch 70. Contents of the packaging are the metal bracket, the plastic bezel, and four mounting screws.

### DIN35 - DIN-Rail Adapter for Cerbo GX



### Temperature Sensor for Cerbo GX





## Specifications

CERBO GX	
Supply voltage	8 – 70V DC
Mounting	Wall or DIN rail (35mm) <sup>2</sup>
COMMUNICATION PORTS	
VE.Direct ports (always isolated)	3 <sup>3</sup>
VE.Bus (always isolated)	2 paralleled RJ45 sockets
VE.Can	yes - non isolated
GENERAL	
Outer Dimensions (h x w x d)	78 x 154 x 48 mm
Operating Temperature Range	-20 to +50°C
STANDARDS	
Safety	tbd
EMC	tbd
Automotive	tbd
GX TOUCH 50 / GX TOUCH 70	
Mounting	With included mounting accessories
Display Resolution	GX Touch 50: 800 x 480 GX Touch 70: 1024 x 600
GENERAL	
Outer Dimensions (h x w x d)	GX Touch 50: 87 x 128 x 12.4 mm GX Touch 70: 113 x 176 x 13.5 mm
Cable length	2 meter

1. For more detailed information about the Cerbo GX and the GX Touch, please visit the Victron GX product range page at Victron live: [www.victronenergy.com/live/venus-os:start](http://www.victronenergy.com/live/venus-os:start)
2. DIN rail mounting requires additional accessory - DIN35 Adapter.
3. The listed maximum on the `Performance` section in above table is the total connected VE.Direct devices such as MPPT Solar Charge controllers. Total means all directly connected devices plus the devices connected over USB. The limit is mostly bound by CPU processing power. Note that there is also a limit to the other type of devices of which often multiple are connected: PV Inverters. Up to three or four three phase inverters can typically be monitored on a CCGX. Higher power CPU devices can monitor more.